

FY 09-10 Community Impact Dashboard

Education

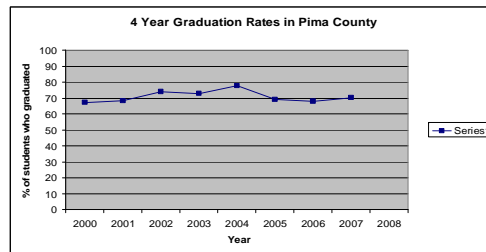
Population Results

Primary Population Result - Youth are Ready by 21 – Ready for college, work and life

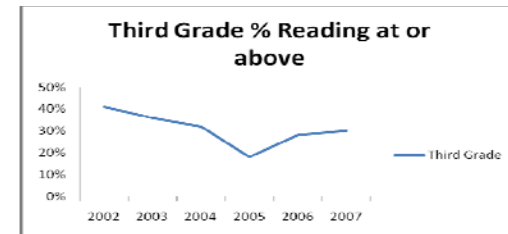
Secondary Population Result - All children (0 – 5) in Pima County enter Kindergarten eager to learn and ready to succeed in life.

Indicators

High School graduation rates in Pima County



Third-grade reading scores in Pima County



Performance Measures	Target	QTR 1	QTR 2	QTR 3	QTR 4
40,000 families receive age-appropriate books and learn tips for reading to their children	40,000	9,723	22,214	36,184	
4,300 children benefit from high quality care in child care centers and family child care homes	4,300	4,300	4,300	4,300	
6,600 youth participate in quality after school programs	6,600	1,819	3,933	4,640	
4,000 of youth develop skills and competencies that prepare them for college, work, and life	4,000	300	2,435	3,022	
1,250 families receive guidance for raising and nurturing their child either in the home or at community-based settings	1,250	755	1,274	1,906	
1,200 individuals learn new developmentally appropriate early childhood education and systems building skills	1,200	604	823	1,114	

FY 09-10 Community Impact Dashboard

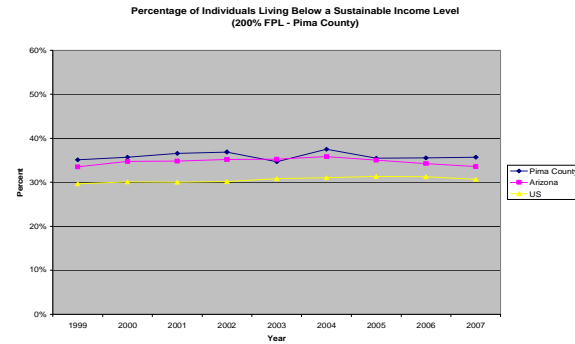
Income

Population Results

Families are financially stable

Indicator

Percent of individuals living with a sustainable income level (i.e. above 200% of the Federal Poverty Level in Pima County)



5,000 low-income working families that used no-fee tax preparation services at VITA sites to receive all appropriate tax credits and refunds	5,000	N/A	N/A	3,189	
200 households establish or build savings	200	11	18	77	
500 households gain and/or sustain housing	500	131	236	483	

FY 09-10 Community Impact Dashboard

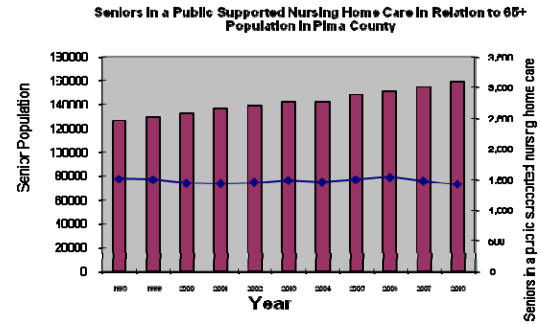
Health

Population Results

Seniors are Healthy and Maintain Maximum Independence

Indicator

Percentage of seniors that can remain in their own homes as measured by state nursing home admissions as a percent of the senior population



Source: Pima Health System and the Arizona Department of Economic Security

Performance Measures	Target	QTR 1	QTR 2	QTR 3	QTR 4
400 seniors become more active and independent through volunteering	400	71	190	358	
2,000 caregivers are better able to serve their senior care recipients because of comprehensive training and support	2,000	1,211	1,939	2,343	
1,000 children and youth participate in activities to improve their nutrition and fitness	1,000	N/A	762	770	