

# FY 09-10 Community Impact Dashboard

## Education

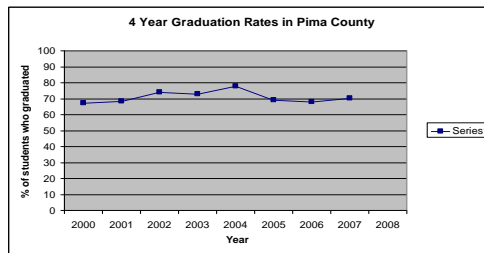
### Population Results

Primary Population Result - Youth are Ready by 21 – Ready for college, work and life

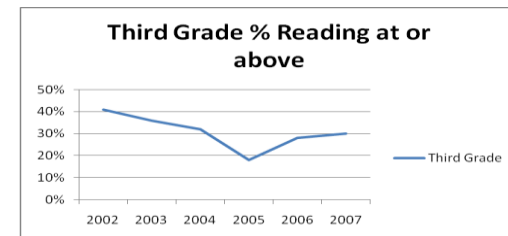
Secondary Population Result - All children (0 – 5) in Pima County enter Kindergarten eager to learn and ready to succeed in life.

### Indicators

High School graduation rates in Pima County



Third-grade reading scores in Pima County



Performance Measures	Target	QTR 1	QTR 2	QTR 3	QTR 4
40,000 families receive age-appropriate books and learn tips for reading to their children	40,000	9,723	22,214		
4,300 children benefit from high quality care in child care centers and family child care homes	4,300	4,300	4,300		
6,600 youth participate in quality after school programs	6,600	1,819	3,933		
4,000 of youth develop skills and competencies that prepare them for college, work, and life	4,000	300	2,435		
1,250 families receive guidance for raising and nurturing their child either in the home or at community-based settings	1,250		1,274		
1,200 individuals learn new developmentally appropriate early childhood education and systems building skills	1,200	604	823		

# FY 09-10 Community Impact Dashboard

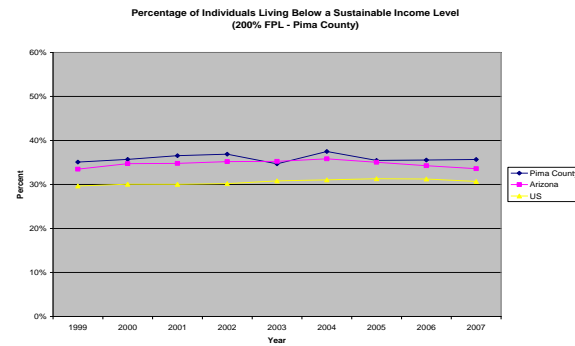
## Income

### Population Results

Families are financially stable

### Indicator

Percent of individuals living with a sustainable income level (i.e. above 200% of the Federal Poverty Level in Pima County)



Performance Measures	Target	QTR 1	QTR 2	QTR 3	QTR 4
5,000 low-income working families that used no-fee tax preparation services at VITA sites to receive all appropriate tax credits and refunds	5,000	N/A	N/A		
200 households establish or build savings	200	11	18		
500 households gain and/or sustain housing	500	131	236		

# FY 09-10 Community Impact Dashboard

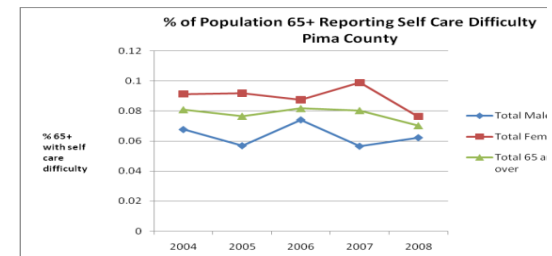
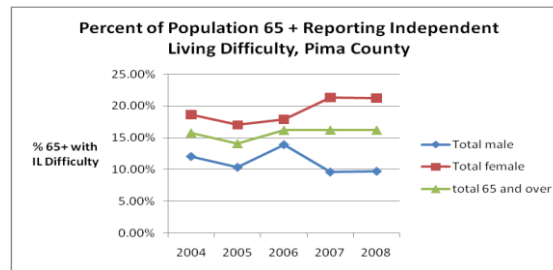
## Health

### Population Results

Seniors are Healthy and Maintain Maximum Independence

### Indicator

The percent of Pima County population 65 and older reporting an independent living difficulty and the percent of Pima County population 65 and older reporting a self-care difficulty



Performance Measures	Target	QTR 1	QTR 2	QTR 3	QTR 4
400 seniors become more active and independent through volunteering	400	71	190		
2,000 caregivers are better able to serve their senior care recipients because of comprehensive training and support	2,000	1,211	1,939		
1,000 children and youth participate in activities to improve their nutrition and fitness	1,000	N/A	762		





e  
vale  
ind